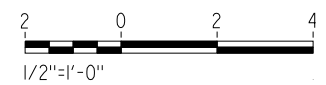
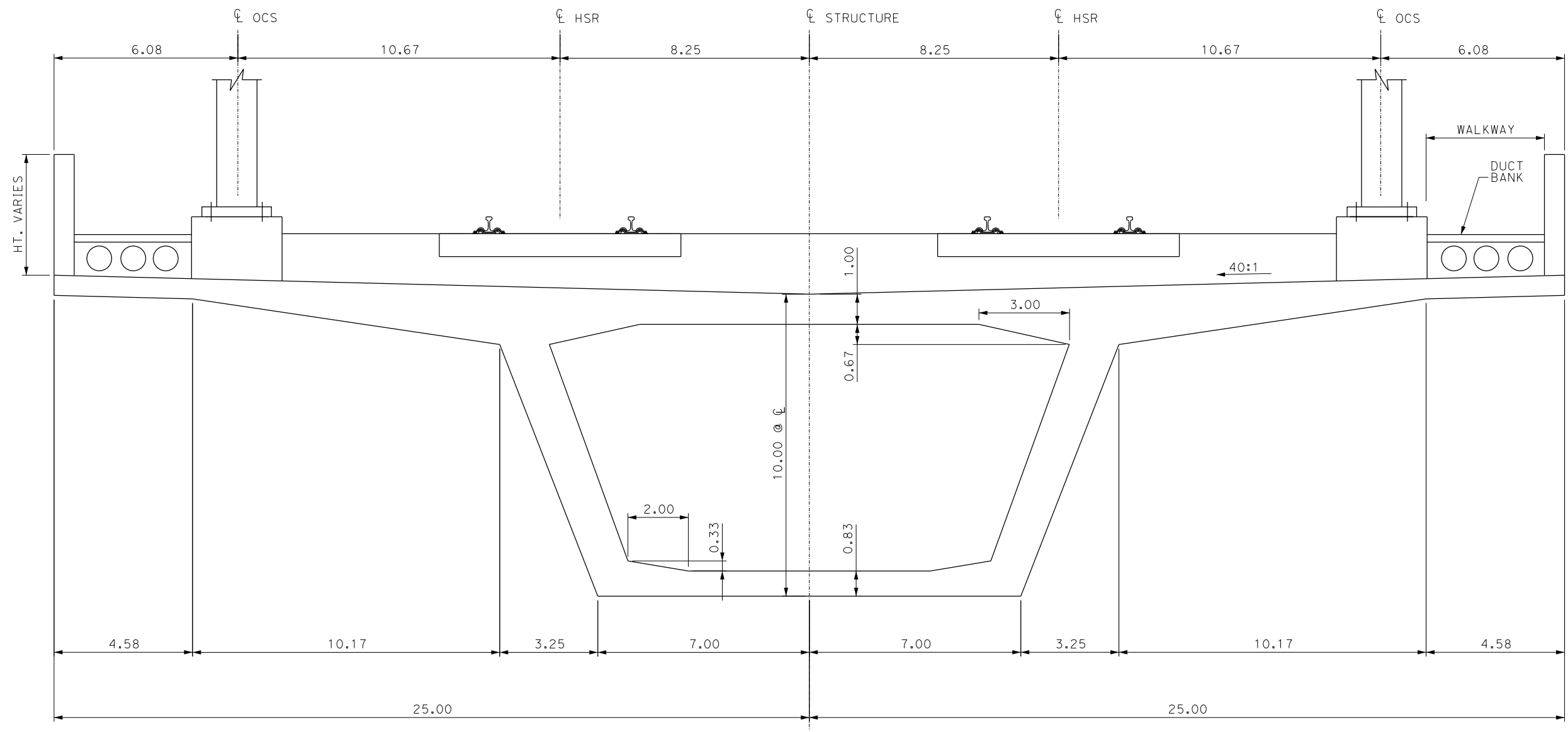


10/14/2009 2:31:33 PM T:\13259B_Calif High Speed Rail\CADD\Directive Drawings\2.3.3 - Guidelines for Aerial Structures\2.3.3-A.dgn



REV	DATE	BY	CHK	APP	DESCRIPTION

DESIGNED BY
V. JACOB

DRAWN BY
A. ANTONIO

CHECKED BY
F. WAGGONER

IN CHARGE
J. CHIRCO

DATE
07-07-09



CALIFORNIA HIGH-SPEED TRAIN PROJECT

AERIAL STRUCTURE - DOUBLE TRACK
TYPICAL CROSS SECTION

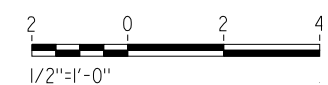
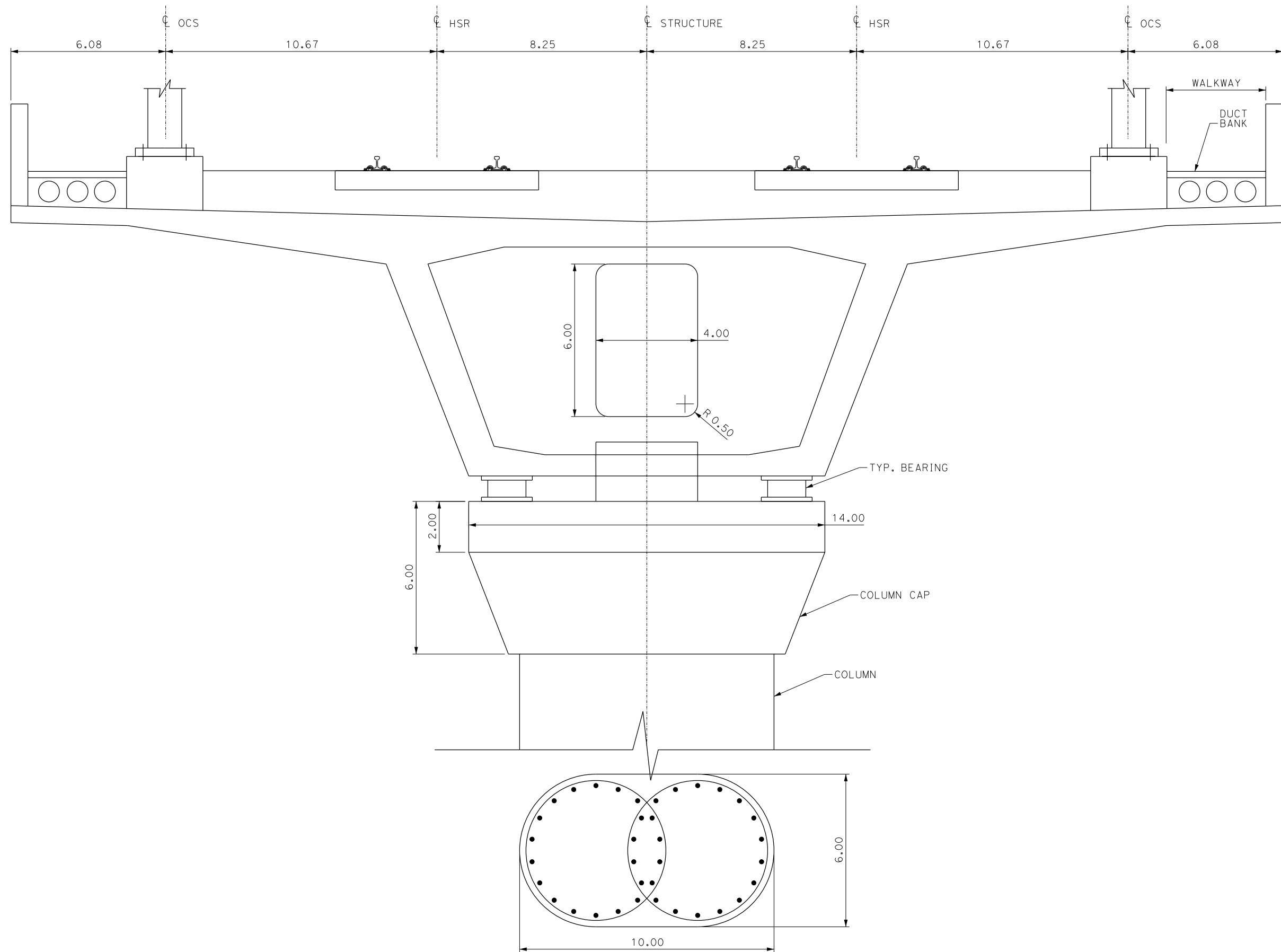
CONTRACT NO.
13159B

DRAWING NO.
TM 2.3.3-A

SCALE
1/2"=1'-0"

SHEET NO.

10/14/2009 2:38:56 PM T:\13259B_Calif High Speed Rail\CADD\Directive Drawings\2.3.3 - Guidelines for Aerial Structures\2.3.3-B.dgn



REV	DATE	BY	CHK	APP	DESCRIPTION

DESIGNED BY
V. JACOB
DRAWN BY
A. ANTONIO
CHECKED BY
F. WAGGONER
IN CHARGE
J. CHIRCO
DATE
07-07-09



CALIFORNIA HIGH-SPEED TRAIN PROJECT

AERIAL STRUCTURE - DOUBLE TRACK
TYPICAL CROSS SECTION AT COLUMN

CONTRACT NO.
13259B
DRAWING NO.
TM 2.3.3-B
SCALE
1/2"=1'-0"
SHEET NO.